



# DRYFREIGHT DOOR



**TODCO**<sup>®</sup>



▲ **Four-knuckled hinge for long life, smooth operation.** Knuckles recessed into door panels to prevent freight hang-up and possible door damage. TODCO's innovative, four-knuckled design creates a smoother axis for the panels to rotate on. Less play results in longer hinge and panel life, and easier operation.



◀ **Seals lock out dirt and moisture.** Standard top and bottom seals protect cargo and cargo bay. Optional side seals also available.



◀ **1" track and hardened steel rollers for longer life.** TODCO's dryfreight door rides on outer tire, ball bearing hardened steel rollers in a 1" track. Designed, engineered and proven to provide thousands of miles of long-lasting, trouble-free performance. Smaller size track and rollers require less installation space, giving you more cargo space.

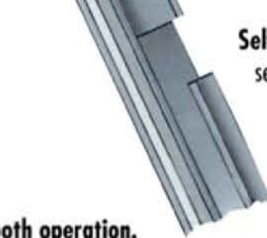


◀ **Transportation Core sets industry standard for durability and performance.** 3/4", 7-ply, medium-density overlay plywood panels stand up to the road's worst punishment, mile after mile. Outer hardwood veneer virtually eliminates wood grain "telegraphing". Inner layers adhered together to increase moisture resistance. Panels have interlocking tongue and groove joint construction and recessed knuckle hinges. Doors are prime-painted with optional finish colors available. Panels can also be covered in optional aluminum, pre-painted white or gray.

▶ **Aircraft quality 7x19 stainless steel cables.** 7x19 cable consists of seven individual cables, each constructed of 19 separate strands of stainless steel, interwoven for strength and flexibility. Superior corrosion resistance outperforms galvanized.



◀ **Single counterbalance spring for effortless operation.** Calibrated to door's overall weight and size for smooth, easy motion, time after time. TODCO's single spring design easily outperforms "dual spring" counterbalance designs that typically overstress each spring when installed in a limited space.



▶ **Self-adjusting lock designed for long life.** TODCO's maximum security lock never needs adjusting. No springs to rust, wear, bind or break. Several options available.



▶ **1" Longhauler Door prevents cargo hang-ups.** Center hinges routed into the panel for completely flush surface. End hinges and bottom roller holders recessed with only a slight protrusion to ensure a flat surface for minimum freight hang-up.





# OPTIONS & ACCESSORIES

## TODCO OVERHEAD DOORS

### TRANSPORTATION CORE™

- 3/4" and 1" Dryfreight
- 3/4" and 1" Aluminum Clad
- 3/4" and 1" Polyply
- 1" Long Hauler

### EXTRUDED ALUMINUM

- FleetStar™ Double Wall
- CityCargo™ Single Wall
- Roll-up Shutter Door

### PULTRUDED FIBERGLASS

- 1-1/8" RouteMaster™

### INSULATED FIBERGLASS

- 1-1/8" PolarGuard™
- 2-1/2" PolarGuard

## TODCO SWING DOORS

- ToughCore™
- ArmorTech™

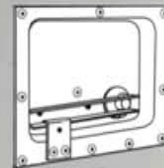
## LOCKS & LOCK OPTIONS

**Standard Maximum Security Lock** — Self-adjusting, with no springs to rust, wear, bind or break. Standard on all doors.

*Automatic locking option available — built-in cylinder automatically locks when shut.*



**Optional "Life Guard" Maximum Security Lock** — Can be opened from the inside, even when padlocked, protecting personnel from being locked inside.



**Optional Single- and Two-Point Slam Locks With Inside Release** — Used on bakery units, side doors, parcel delivery, etc. Available with several handle options.

## ACCESSORIES

**1" Sealed Rollers** — Pre-lubricated and sealed.



**2" Rollers** — Plastic or steel.



**Rubber Side Seals** — For weather-tight protection.



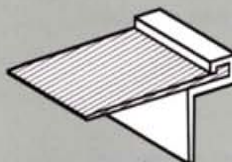
**Brush Side Seals** — Weather protection with less drag for easier door opening/closing.



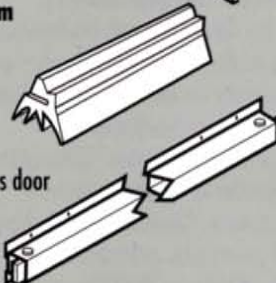
**Dual Lip Side Seals** — Straddles end hinge rivet heads for extra protection against dirt and moisture.



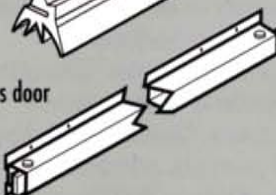
**Head Seal** — Premounted on top panel.



**Heavy-Duty Bottom Seal** — Four lips for increased weather protection.



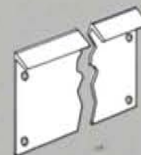
**Load Bar** — Protects door from unsecured cart damage.



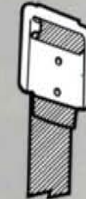
**Safety Chains** — Rugged, steel castings and case hardened steel chain provide double security protection.



**Heavy-Duty, Rust-Free Aluminum Forklift Plate** — Helps prevent forklift damage.



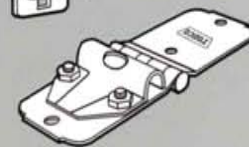
**Pull Straps** — Various styles and lengths available.



**Padlock keeper** — Prevents loss of padlock.



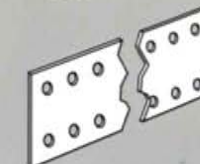
**Removable Roller End Hinges** — For ease of roller replacement.



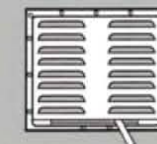
**Maximum Strength Hinges** — Heavy duty for longer life.



**Reinforcement Straps** — Add strength to panel(s) to help prevent cargo shifting damage.



**Aluminum Polar Vents** — Open and close for air circulation.



1332 Fairground Road East  
Marion, Ohio 43302  
(740) 383-6376

**NOT JUST TOUGH...TODCO-TOUGH.**

www.todco.com

For new orders and order inquiries, fax 1-800-24-TODCO (1-800-248-6326).

TODCO reserves the right to change product specifications at any time without notice.